



HISTORY BITES

LITTLE NIBBLES OF HISTORY

Who was Theseus?

We know him as the Greek who slayed the Minotaur of the Cretan king Minos. What did he do before that?



His birth is interesting. It is said that he was the son of Aegeus, King of Athens.

Aegeus had a problem, just like Henry VIII, he needed a son, he knew several women but none of them bore him a son. Remember this is Greek Mythology, which meant that he went and asked the Oracle of Delphi, what he had to do to get a son. The oracle's response was quite cryptic, and he couldn't make it out. So, on his way home he visited the wise king, Pittheus of Troezen asked him to explain what the oracle had told him.

The wise king understood and got Aegeus drunk, then the King Pittheus's daughter Princess Aethra decided to spend the night with him.

Now remember this is Greek Mythology!

I say this because Mythology tells us that during the night the goddess Athena came to Aethra in a dream. She was told to go to the beach and make an offering to the gods. She went and there, low and behold Poseidon, the god of the seas appeared from the sea, and she became pregnant!

Now when King Aegeus realised she was pregnant he told her that no one was to be told about the pregnancy. However, when her son became of age, he should come to Athens and assume his rightful place as the Prince of Attica. He knew it was a son, because, again, this is Greek Mythology!

King Aegeus realized that he would need to know when he arrived.

Therefore, the King placed a sword beneath a huge boulder.



HISTORY BITES

LITTLE NIBBLES OF HISTORY

Who was Theseus?

He then instructed that the son be called, Theseus.

King Aegeus then left instructions that when Theseus was old enough to lift the boulder, he should pick it up and bring the sword to him in Athens.

The boy was born, was named Theseus, when he came of age, he lifted the boulder, collected the sword and left for Athens, on foot!

I said this is Greek Mythology, so the journey wasn't easy!

Along the way he met many obstacles:

One was Periphetes, famous for his iron club. Theseus disarmed and killed him, using the club and went on with his journey.

He crossed paths with Cercyon, who challenged everyone to a one-on-one fight without any weapons then killed them when they lost. Theseus beat him using a new form of fighting, one we now call Graeco-Roman wrestling.


And, of course, he was attacked by a wild boar.

But, none of them stopped him and he arrived in Athens.

King Aegeus, who was now getting on a bit, had been told by his sorceress, Medea, that Theseus was coming.

However, when he arrived Medina told the King that a stranger intent on the destruction of the Kingdom had arrived.

Medina then hatched a plot with the King to poison Theseus when he arrived. So, when he was shown into the King's presence, the King offered him a cup of poisoned wine.





HISTORY BITES

LITTLE NIBBLES OF HISTORY

Who was Theseus?

Theseus raised the cup to toast the King, this exposed the sword the King was waiting for. He immediately jumped forward, knocked the wine out of Theseus's hand and embraced him.

This is where we get to our musical.

Once in the Palace, he learnt the fate of seven Athenian youths and seven maidens, who were drawn by lots every seven years. He was shocked to learn that they were being sent to be eaten by the Minotaur under King Minos's castle.

This horrified him so much he decided to stop this and go with the children and kill the Minotaur.




To learn more about Theseus go to:

<https://www.worldhistory.org/Theseus/>

https://www.metmuseum.org/toah/hd/thes/hd_thes.htm

<https://www.greeka.com/attica/athens/myths/theseus/>



Using this story, Educational Musicals have created a unique musical

Monster Of The Maze

The Story of Theseus and the Minotaur.

A fun and exciting musical with 12 catchy songs that are impossible to forget.

You can download it today simply go to if you go to <https://www.educationalmusicals.co.uk/product/monster-of-the-maze/> where you will hear two of the songs and read two pages of script. Then download it and you can start rehearsing it today.

WWW.EDUCATIONALMUSICALS.CO.UK

Text: Tony Dalton. Artwork: Anthony James. Copyright © Educational Musicals 2023

3



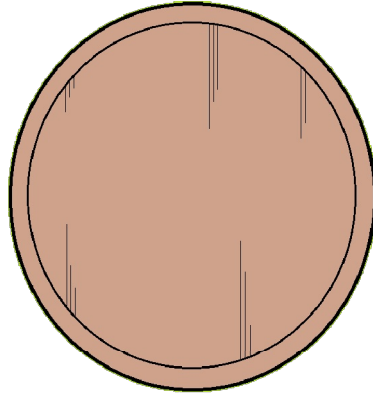
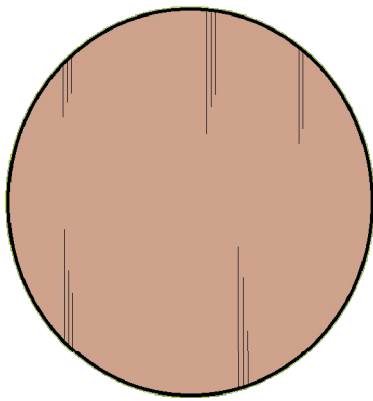
HISTORY BITES

LITTLE NIBBLES OF HISTORY

2 lesson (1 to make and another to paint)

CLASSROOM ACTIVITY

GREEK SHIELD

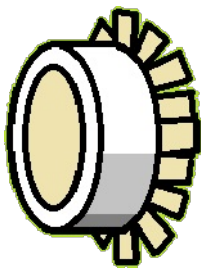
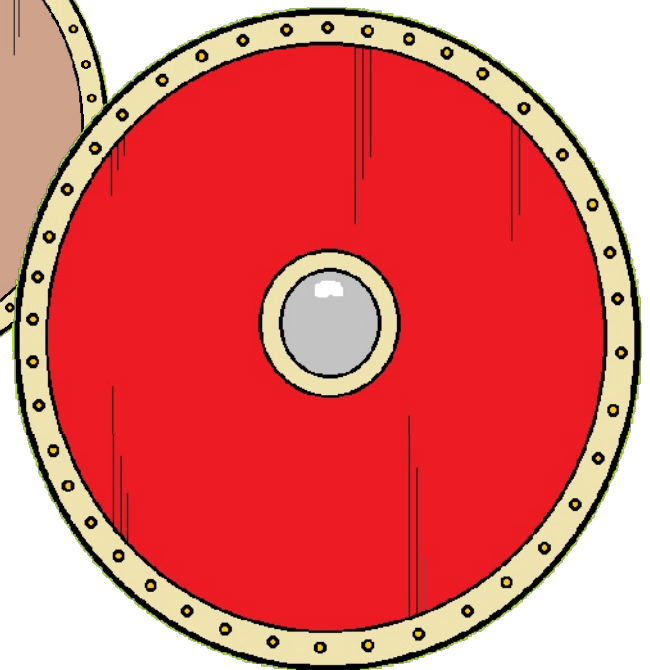
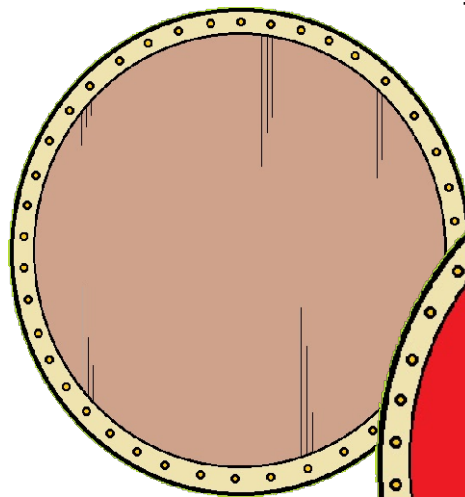


1. Shields are simply created from strong cardboard, cut two large discs from thick card and join these together for extra strength. (some big dollops of PVA Glue should do this nicely)

2. Edge the shield with a rim of extra card attached with long paper fasteners. Remember to paint the rim BEFORE you attach the paper fasteners so they remain metallic.

3. A metal boss, as they were called, can be created using a large plastic container.

Masking tape should be wrapped around the container half on and half off. Petals can then be cut out to attach it to the shield; a handle can be created this way.



The centre of your shield can be painted a bright colour.