




HISTORY BITES

LITTLE NIBBLES OF HISTORY

After the Romans, who invaded England?

England was open to be conquered by any north European tribe, therefore the Germans, the Vikings and then the Danish invaded.



First came the Germans

As soon as the Romans left in 410AD we started to be invaded by raiding parties of Germans. It wasn't a large invasion, just tribes, such as the Jutes, Angles, and Saxons, who were basically looking for new lands on which to settle.

They became known as Anglo Saxons and they first landed in Eastern Britain. Unfortunately, there are few records of this period. Anglo-Saxons were already living in Britain before the Romans left, most served in the Roman army fighting the Saxon pirates. These Saxon raiding parties were regularly raiding the southern and eastern coasts of Britain from the 3rd century onwards.

Then the local tribal leaders used these Anglo-Saxons as mercenaries fighting the invasions of the Picts in the first half of the fifth century. The Picts became less of a threat, but the Anglo-Saxon mercenaries stayed and then encouraged others to come and join them.

WWW.EDUCATIONALEMUSICALS.CO.UK

Text: Tony Dalton. Artwork: Anthony James. Copyright © Educational Musicals 2023

1



HISTORY BITES

LITTLE NIBBLES OF HISTORY

After the Romans, who invaded England?

Viking raids and invasions


Viking raids started in the end of the 8th century, starting with monasteries. The first monastery raided was Lindisfarne in 793, even though it is thought that the first one was actually in 789 at Portland in Devon.

They targeted monasteries and minster churches for the simple reason that they were wealthy and usually had valuable artifacts that were portable.

The locals were not happy but kept losing to their Norse men attackers.

"The Anglo-Saxon Chronicle for the year 840" says that Æthelwulf of Wessex was defeated at Carhampton, Somerset, when 35 Viking ships landed.

We have learnt that in 865 the legendary Viking chief Ragnar Lodbrok was captured by the King Ælla of Northumbria. It is alleged that Ælla allegedly had Ragnar thrown into a snake pit. Then Ragnar's enraged sons, recruited the Great Heathen Army, from the Viking tribes. They then landed in the Kingdom of East Anglia when they started their attempted conquest of England in 866.



WWW.EDUCATIONALEMUSICALS.CO.UK

Text: Tony Dalton. Artwork: Anthony James. Copyright © Educational Musicals 2023

2



HISTORY BITES

LITTLE NIBBLES OF HISTORY

After the Romans, who invaded England?

In 867 they travelled north and captured York, when King Ælla, supported by the other English kingdoms, tried to retake the city. He failed, and one story says he was killed during the battle. However, the other legend is that he was captured by the Vikings, who executed him as punishment for Ragnar's murder.


There were even more invaders before 1066. See our **FREE HISTORY BITE Who invaded England before 1066?** for more grizzly details!

To tell your children about the Battle of Hastings, William's invasion of England and how he won, we have published a musical

1066

The Battle of Hastings.

Click on <https://www.educationalmusicals.co.uk/product/1066/> which takes you to the show, where you can read two pages of our wonderful script and hear two of the catchy songs.



Isn't History Fun? Here's some useful Links!

<https://kellyaevans.com/nqhistory/waves-2/>

<https://www.wondriumdaily.com/britain-after-the-romans-left/>

<https://www.historic-uk.com/HistoryUK/HistoryofBritain/Invaders/>

WWW.EDUCATIONALMUSICALS.CO.UK

Text & Artwork: Anthony James. Copyright © Educational Musicals 2023

3



HISTORY BITES

LITTLE NIBBLES OF HISTORY

1 lesson. (2 if using PVA)

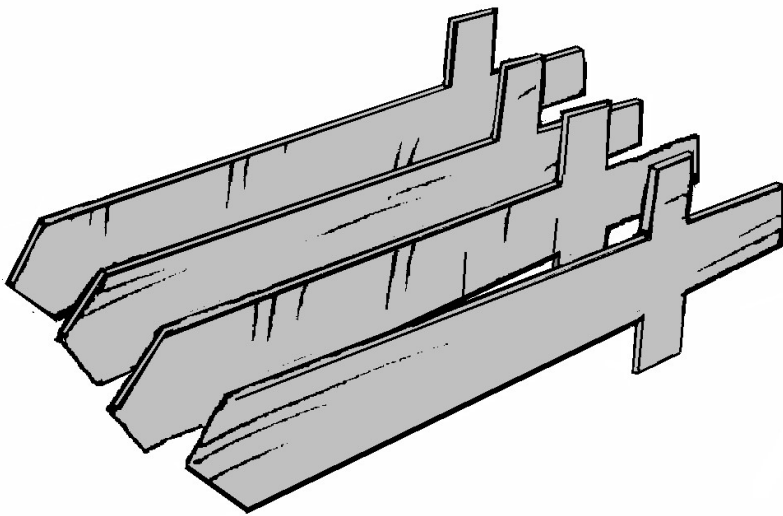
CLASSROOM ACTIVITY

SWORD.

Sword Models are just that 'MODELS' On no account should children be allowed to use them for fighting. Make the children aware that even cardboard swords can hurt.

Swords sound easy to make but good model swords should not bend.

Here are a few tips to make cardboard swords stronger. Cut out four sword shapes, two with the inner corrugation running from top to bottom, two with the inner corrugation running from side to side.



Stick these all together as in the illustration, either with masking tape or PVA Glue.

If using glue this might be a two lesson activity!

You can finish your sword by wrapping masking tape {*badly*} or Electrical tape around the hilt. Badly wrapping the tape will create a much more authentic and effective grip area.

